


# **Spectrophotometer**

# **CM-3220d**

INSTRUCTION MANUAL



**KONICA MINOLTA**

## Safety Symbols

---

The following symbols are used in this manual to prevent accidents which may occur as result of incorrect use of the instrument.



Denotes a sentence regarding a safety warning or note.  
Read the sentence carefully to ensure safe and correct use.



Denotes a prohibited operation.  
The operation must never be performed.



Denotes an instruction.  
The instruction must be strictly adhered to.



Denotes a prohibited operation.  
Never disassemble the instrument.












Denotes an instruction.  
Disconnect the AC power cord from the AC outlet.





### Notes on this Manual

- Copying or reproduction of all or any part of the contents of this manual without MINOLTA's permission is strictly prohibited.
- The contents of this manual are subject to change without prior notice.
- Every effort has been made in the preparation of this manual to ensure the accuracy of its contents. However, should you have any questions or find any errors, please contact a Minolta-authorized service facility.
- MINOLTA will not accept any responsibility for consequences arising from the use of the instrument.
- The name MINOLTA or MINOLTA CO.,LTD and its associated logo used in this manual (or on the product or any included materials) has been superseded by the new name KONICA MINOLTA or KONICA MINOLTA SENSING, INC.

# Safety Precautions

To ensure correct use of this instrument, read the following points carefully and adhere to them. After you have read this manual, keep it in a safe place where it can be referred to anytime a question arises.

 <b>WARNING</b> (Failure to adhere to the following points may result in death or serious injury.)	
	Do not use the instrument in places where flammable or combustible gases (gasoline etc.) are present. Doing so may cause a fire.
	Always use the AC adapter supplied as a standard accessory or the optional AC adapter, and connect it to an AC outlet of the rated voltage and frequency. If the AC adapters other than those specified by MINOLTA, this may result in damage to the unit, fire or electric shock
	If the instrument will not be used for a long time, disconnect the AC adapter from the AC outlet. Accumulated dirt or water on the prongs of the AC adapter's plug may cause a fire and should be removed.
	Take special care not to allow liquid or metal objects to enter the instrument. Doing so may cause a fire or electric shock. Should liquid or metal objects enter the instrument, turn the power OFF immediately, disconnect the AC adapter from the AC outlet, and contact the nearest Minolta-authorized service facility.
	Do not disassemble or modify the instrument or the AC adapter. Doing so may cause a fire or electric shock.
	The instrument should not be operated if it is damaged or AC adapter is damaged, or if smoke or odd smells occur. Doing so may result in a fire. In such situations, turn the power OFF immediately, disconnect the AC adapter from the AC outlet and contact the nearest Minolta-authorized service facility.
	Do not disassemble or modify the instrument. Doing so may cause a fire or electric shock.
	Do not insert or disconnect the AC adapter with wet hands. Doing so may cause electric shock.

 <b>CAUTION</b> (Falling to adhere to the following points may result in injury or damage to the instrument or other property.)	
	Do not perform measurement which the measurement aperture directed towards your face. Doing so may damage them.
	Do not place the instrument on an unstable or sloping surface. Doing so may result in its dropping or overturning, causing injury. Take care not to drop the instrument when carrying it.
	Make sure that the AC outlet is located near the instrument and that the AC adapter can be connected to and disconnected from the AC outlet easily.

